

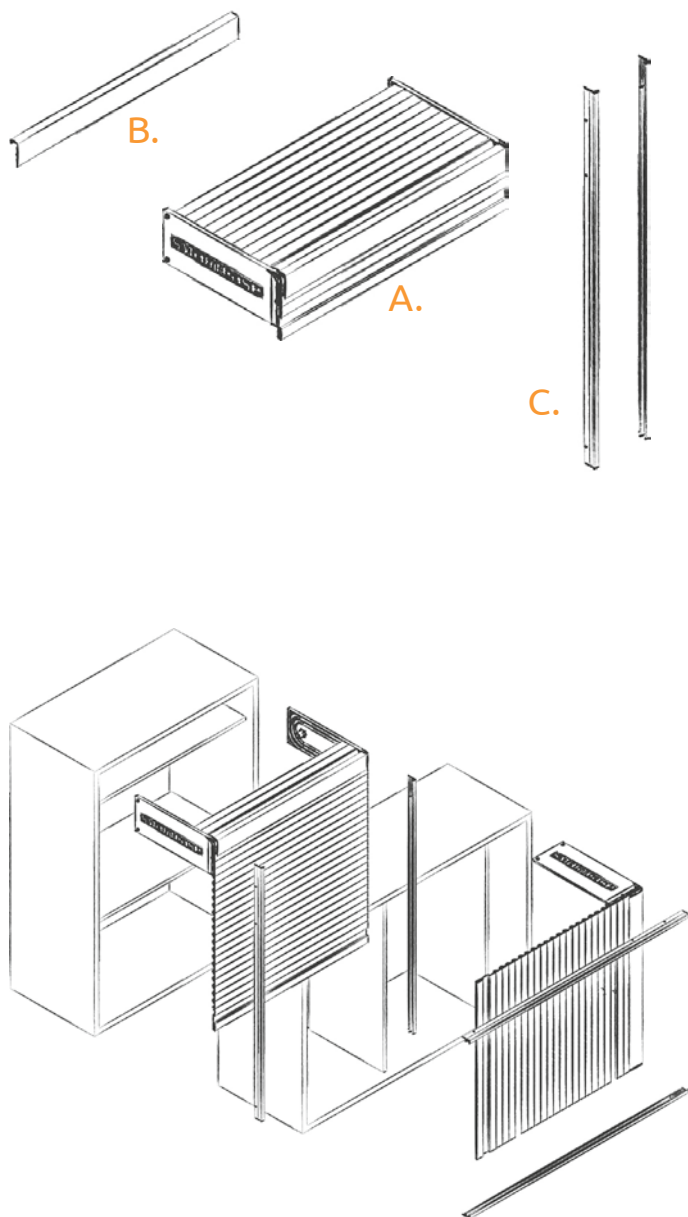


smart case

The roller shutter module

www.dekkorinc.com
service@dekkorinc.com

The roller shutter module



All inclusive

The plug-in unit contains:

- A. Module with roller shutter and weight compensator fitting
- B. Cover profile
- C. Guiding profiles

Time-saving assembly

Without any preparations regarding the cabinet:

1. Push the smart case half-way into the cabinet
2. Clips the cover profile on
3. Push the guiding profiles onto the lateral brackets
4. Insert the smart case entirely and screw the guiding profiles on – finished.

- › Real aluminium
- › Plastic with decorative finish:
Slats wrapped with real aluminium
- › Real glass (toughened safety glass)

VERTICAL



HORIZONTAL



HORIZONTAL



EXTRAS

- › Lock
- › Electrical drive
- › Handle boring

The characteristics



The basis

- › Perfectly matched guiding profiles and side brackets for a smooth opening and closing
- › Tested for 30,000 opening cycles
- › Weight compensator fitting with fine adjustment

The possibilities

- › Production made-to-measure in quantities of 1
- › Vertical and horizontal operating directions
- › Sideways 2 mm gap or complete covering of the side
- › Panel thicknesses from 16 to 19 mm
- › With or without bottom panel
- › Electrical drive
- › Different lock options

The applications

Front thickness guiding profiles

Vertical closing from top to bottom



Horizontal



Internal guiding profiles

Vertical closing from top to bottom




Horizontal



The guiding profiles


Guiding in front of
carcase System Contour

System Frame



Guiding inside the carcase
System Slim Line

System Classic



The roller shutters

Aluminium **smart plus 25**

Extruded slats made of solid aluminium give the smart plus its high-quality look.

smart plus 40

The identification of the robust smart XXL is the 40 mm height of the slats made of roll-formed aluminium.



ABS with decorative finish

KS 25 F- series

Reliability through robust slat connection. The solid basis for numerous design options.

KS 40 F- series

The alternative with 40 mm high slats: striking and straight-lined. But no compromise in technical terms.



Real glass (toughened safety glass)

quasar reflex

High-quality real glass finish with 40 mm high slats. unbreakable toughened safety glass. The patented spacing protection ensures an always identical gap alignment.



smart plus 25

Aluminium

- › Straight-lined and striking: extruded slats made of solid aluminium provide the basis for its concise design.
- › Classic and timeless: slat height 25 mm.
- › Absolutely silent: flexible plastic profiles interconnect the single slats free from backlash.
- › High-quality components: end caps made of low-friction polyamide ensure the comfortable operating features of the roller shutter.

Front thickness guiding profile - Frame



T

min. 300 mm

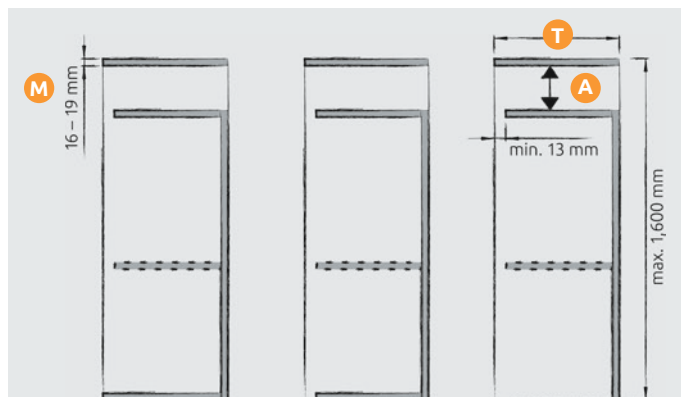
Internal guiding profile - Classic



T

min. 310 mm

Cabinet dimensions - *see installation instructions SmartCase 25 for more details



Cabinet height

M = 16 mm

M = 19 mm

250 mm – 650 mm

A = 103 mm

A = 100 mm

651 mm – 1,200 mm

= 123 mm

= 120 mm

1,201 mm – 1,600 mm

= 137 mm

= 134 mm

Front thickness guiding profile - Contour

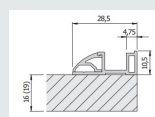
T



min. 300 mm

Internal guiding profile - Slim Line

T



min. 315 mm

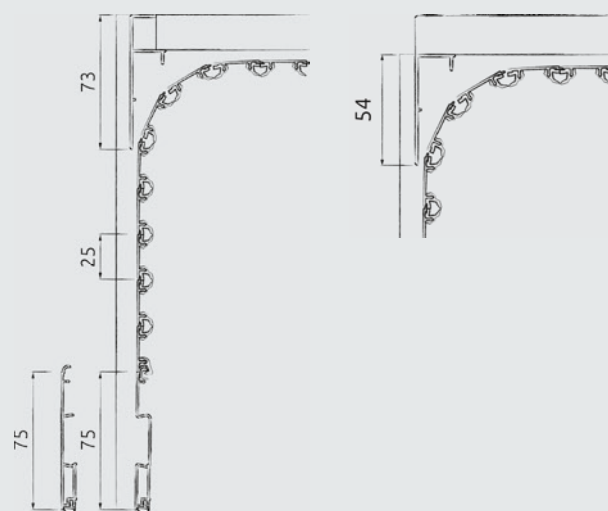
Detailed information for your enquiry/order

- › Cabinet width: min. 400 mm – max. 1,200 mm
- › Cabinet height: min. 250 mm – max. 1,600 mm
- › Panel thickness: 16 mm or 19 mm
- › Finishes: Stainless Steel Effect
Anodised Aluminum
Matte Black Aluminum
- › Bottom profile: handle profile or end profile
- › Guiding profile: External: Contour or Frame
Internal: Slim Line or Classic
- › Cabinet type: with or without bottom panel
- › Drive: manual or electric
- › Lock: possible
- › Mid handle profile: not possible

Profile cross-sections

Front thickness - Contour

Internal - Slim Line

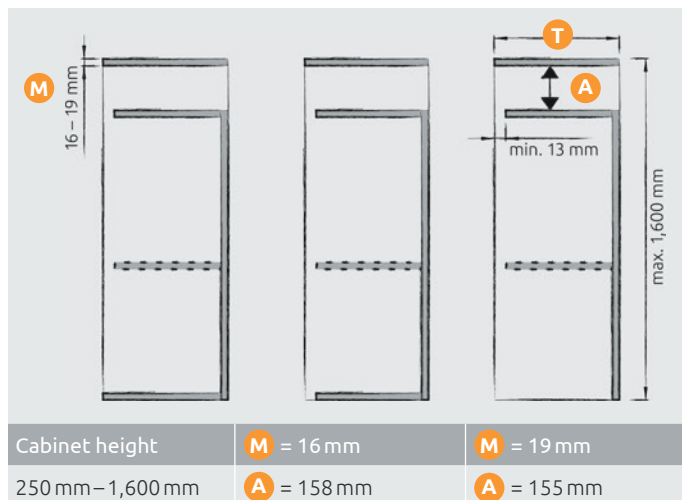


smart plus 40

Aluminium

- › Light and solid: slats made of roll-formed aluminium.
- › Vibrant design: slat height 40 mm.
- › Absolutely robust: the strong interlinkage of the slats allow ceiling-high dimensions of width up to 2,400 mm.
- › A true all-rounder: various equipment options turn every roller shutter into your very personal smart 40

Cabinet dimensions - *see installation instructions SmartCase 40 for more details



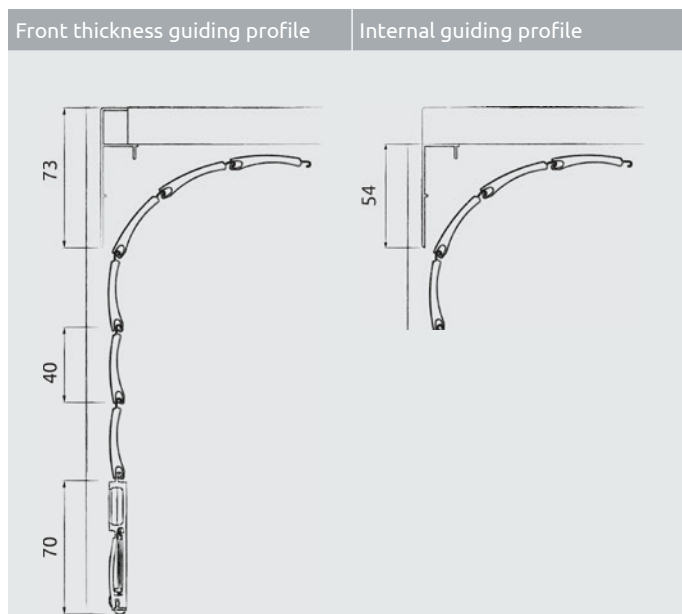
Front thickness guiding profile - Frame	T
	min. 300mm
Internal guiding profile - Classic	T
	min. 310mm

Front thickness guiding profiles - Contour	T
	min. 329 mm
Internal guiding profile - Slim Line	T
	min. 344 mm

Detailed information for your enquiry/order

- › Cabinet width: min. 400 mm – max. 1,200 mm
- › Cabinet height: min. 250 mm – max. 1,600 mm
- › Panel thickness: 16 mm or 19 mm
- › Finishes: Satinless Steel Effect
Anodised Aluminum
Matte Black
- › Bottom profile: handle profile
- › Guiding profile: External: Contour or Frame
Internal: Slim Line or Classic
- › Cabinet type: with or without bottom panel
- › Drive: manual or electric
- › Lock: possible
- › Mid handle profile: possible

Profile cross-sections

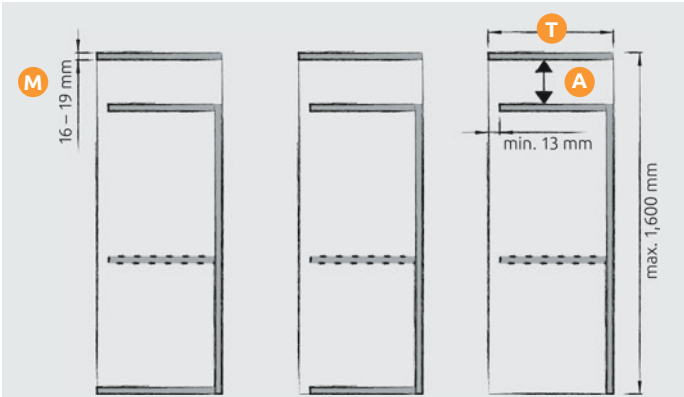


KS 25 F - series

ABS Plastic with decorative finish

- › Absolutely reliable: the robust interlinkage of the slats stands for longevity even under tough operating conditions.
- › ABS material: recyclable with maximum bending stiffness.
- › Maximum stability: bottom profiles made of real aluminium.
- › Classic and timeless: slat height 25 mm in three surface quality levels.

Cabinet dimensions - *see installation instructions
SmartCase 25mm Slats for more details



Cabinet height	M = 16 mm	M = 19 mm
250 mm – 650 mm	A = 103 mm	A = 100 mm
651 mm – 1,200 mm	= 123 mm	= 120 mm
1,201 mm – 1,600 mm	= 137 mm	= 134 mm

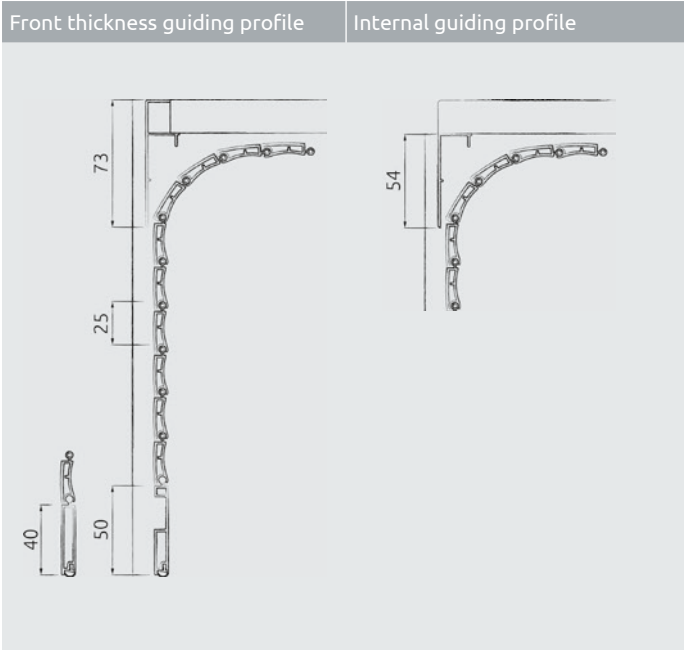
Front thickness guiding profile - Frame	T
	min. 300 mm
Internal guiding profile - Classic	T
	min. 310 mm

Front thickness guiding profiles - Contour	T
	min. 300 mm
Internal guiding profile - Slim Line	T
	min. 315 mm

Detailed information for your enquiry/order

- | | |
|-----------------------|--|
| › Cabinet width: | min. 400 mm – max. 1,200 mm |
| › Cabinet height: | min. 250 mm – max. 1,600 mm |
| › Panel thickness: | 16 mm or 19 mm |
| › Finishes: | Stainless Steel Effect
Anodised Aluminum
Matte Black |
| › Bottom profile: | handle profile or end profile |
| › Guiding profile: | External: Contour or Frame
Internal: Slim Line or Classic |
| › Cabinet type: | with or without bottom panel |
| › Drive: | manual or electric |
| › Lock: | possible |
| › Mid handle profile: | upon request |

Profile cross-sections

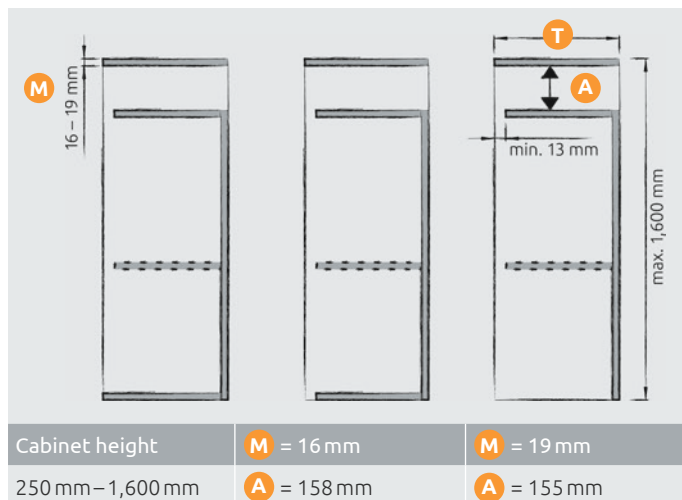


KS 40 F - series

ABS Plastic with decorative finish

- › Absolutely reliable: the robust interlinkage of the slats stands for longevity even under tough operating conditions.
- › ABS material: recyclable with maximum bending stiffness.
- › Maximum stability: bottom profiles made of real aluminium.
- › Timeless elegance: slat height 40 mm in two surface quality levels.

Cabinet dimensions - *see installation instructions SmartCase 40mm Slat for more details



Front thickness guiding profile - Frame	T
	min. 329mm
Internal guiding profile - Classic	T
	min. 350mm

Front thickness guiding profiles Contour	T
	min. 329 mm
Internal guiding profile Slim Line	T
	min. 344 mm

Detailed information for your enquiry/order

› Cabinet width:	min. 400 mm – max. 1,200 mm
› Cabinet height:	min. 250 mm – max. 1,600 mm
› Panel thickness:	16 mm or 19 mm
› Finishes:	Stainless Steel Effect Matte Black
› Bottom profile:	handle profile
› Guiding profile:	External: Contour or Frame Internal: Slim Line or Classic
› Cabinet type:	with or without bottom panel
› Drive:	manual or electric
› Lock:	possible
› Mid handle profile:	not possible

Profile cross-sections

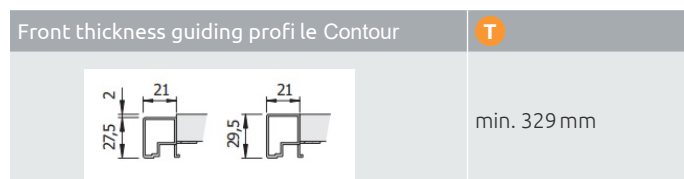
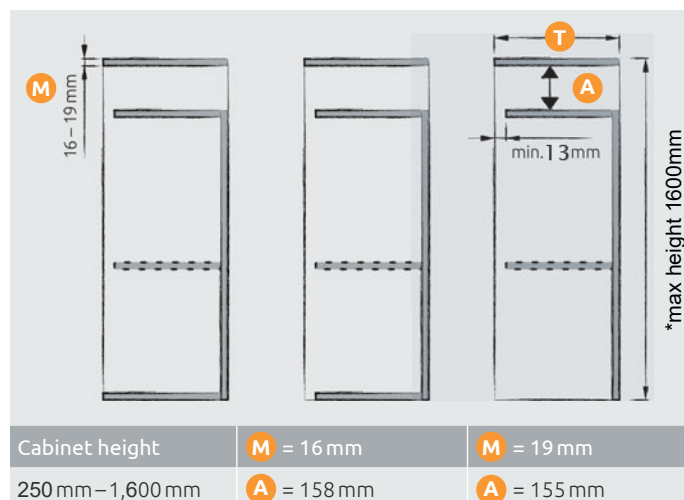
Front thickness guiding profile	Internal guiding profile
Contour	SlimLine

quasar reflex

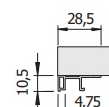
Real glass 4 mm (toughened safety glass)

- › Absolutely safe: real glass, tempered (toughened safety glass).
- › Authentic material look: 4 mm glass thickness.
- › Always at distance: patented spacing protection of the slats.
- › Comfortable at all times: soft-stop within the handle profile.
- › Well-prepared: single slats can be replaced afterwards.

Cabinet dimensions - *see installation instructions Quasar Glass for more information



Internal guiding profile Slim Line



min. 344 mm

Detailed information for your enquiry/order

› Cabinet width:	min. 400 mm – max. 900 mm
› Cabinet height:	min. 250 mm – max. 1,600 mm
› Panel thickness:	16 mm or 19 mm
› Finish:	Roller shutter: float glass, satined (frosted) white glass, satined (frosted) float glass, black lacquered white glass, white lacquered Guiding /Cover profiles and Handle: Matte Black aluminium with stainless steel effect
› Bottom profile:	bottom slat with handle profile
› Guiding profile:	External: Contour, Internal: Slim Line
› Cabinet type:	with or without bottom panel
› Drive:	manual
› Lock:	not possible
› Mid handle profile:	not possible

Profile cross-section

Front thickness guiding profile

